

# Conveyor Systems

Model: CONVEYOR

Reliable and functional conveyor systems are an integral part of any automated production line.

Quality infeed conveyors deliver a consistent supply of product to your Multihead, Linear Weigher or Auger Filler to ensure reliable pack weights. Outfeed conveyors fitted with appropriate control mechanisms will help ensure goods meet your quality control requirements as they cross the production finish line.

A good system is built from start to finish and Wedderburn supply a range of conveyor solutions that cover almost every production line requirement. We pride ourselves on delivering quality conveyors that are fit for purpose including food grade belts, safety switches, safety guards, height adjustments and a range of widths.

Choosing the right conveyor will depend on the product being handled, space available and the overall production line design.

## FEATURES




## CONVEYOR

- made to order to suit your specific needs
- tough food-grade belts
- food-grade stainless steel construction
- designed for easy cleaning and ultimate hygiene
- easily integrates with Wedderburn's other packaging machines creating an efficient production line



*Specifications may change without notice*

## INFEED CONVEYORS

			
	<b>INCLINED INFEED CONVEYOR</b>	<b>SCREW CONVEYOR</b>	<b>Z BUCKET ELEVATOR CONVEYOR</b>
Designed for	Transporting large volumes of product quickly.	Transferring dry goods to Auger Fillers.	Transporting large volume of product quickly.
Best suited for	Grated cheese, fruits and vegetables, confectionery, snack foods, hardware, dried goods, wet or frozen product.	Free-flowing powders or granular products e.g. milk powders, grains, sugar, flour, ground coffee, flavouring/seasoning.	Grated cheese, fruits and vegetables, confectionery, snack foods, hardware, dried goods, wet or frozen product.
Main benefits	Can have bulk vibrator feeders or fixed hoppers.	Ideal for transporting product that creates dust while moving.	Requires a much smaller floor area than inclined infeed conveyors.
Integrates with	Multihead Weighers	Auger Fillers	Multihead Weighers, Linear Weighers

## OUTFEED CONVEYORS

			
	<b>OUTFEED CONVEYOR L-TYPE</b>	<b>OUTFEED CONVEYOR STRAIGHT TYPE</b>	<b>ROTARY TABLE CONVEYOR</b>
Designed for	Bringing finished packs to the packing area.	Bringing finished packs to the packing area.	Collecting finished product.
Best suited for	Small / medium sized packaged product.	Small / medium sized packaged product.	Small / medium sized packaged product.
Main benefits	Automatically brings bagged product to operator height.	Automatically brings bagged product to operator height.	Allows collection of large quantities of product, making packing more efficient.
Integrates with	Pouching Machines, Vertical Form Fill Seal Machines	Pouching Machines	Outfeed Conveyors, Checkweighers, Metal Detectors

Specifications may change without notice